

Draft Hobart Waste Management Strategy 2025

Towards Zero Waste to Landfill



FOOD ORGANICS & GARDEN ORGANICS BIN
ORGANIC MATERIAL ONLY IN THIS BIN

<input checked="" type="checkbox"/> YES VEGETABLES & FRUITS HERBS LEAVES & STEMS	<input checked="" type="checkbox"/> YES SMALL BARK CHIPS & GRASS CUTTINGS	<input checked="" type="checkbox"/> YES FOOD SCRAPS & LIP TOYS	<input checked="" type="checkbox"/> YES SPICES, HERBS & DRIED SPICES
---	--	--	---

NO NON-COMPOSTABLE MATERIALS
SUCH AS PLASTIC, GLASS OR METAL

LIDS MUST CLOSE COMPLETELY
FOR COLLECTION TO OCCUR



City of HOBART

Contents

Key Terms	6	The Bigger Picture	34
Message from the Lord Mayor	10	National and state influences on waste management	36
Introduction	12	Reducing waste and creating a circular economy together	38
Waste management and recovery	14	Guiding principles for change	40
Reducing waste, an ongoing legacy	16	Funding	42
The need for change: Emerging trends and challenges	22	Making it Happen	44
Our Waste Profile	24	Waste strategy action plan	46
How waste analysis is guiding this strategy	26		
Collecting and managing waste	30		
Waste composition by bin type	32		

Acknowledgement of Country

In recognition of the deep history and culture of Nipaluna (Hobart), we acknowledge the Palawa (Tasmanian Aboriginal people), their elders past and present as the Traditional Custodians of the skies, land and waterways of Lutruwita (Tasmania). We recognise that Palawa have made journeys across Lutruwita and Nipaluna for many thousands of years. We acknowledge the determination and resilience of the Palawa people who have survived invasion and dispossession and continue to maintain their identity, culture and rights.

We also acknowledge all Aboriginal and Torres Strait Islander people who live on the country of the Palawa, here in Nipaluna (Hobart), Lutruwita (Tasmania).



Key Terms

Term	Definition
Biochar	Charcoal, sometimes modified, suitable for use as an organic material.
Circular economy	A circular economy is an economic system aimed at eliminating waste and promoting the continual use of resources by designing products for reuse, repair and recycling, creating a closed-loop system.
FOGO	Food organics and garden organics, usually contained in the one bin for collection and processing.
Green-lidded bins	For the provision of organic material suitable for composting.
Kerbside collections	The collection of bins containing waste, recyclables, FOGO and other materials, undertaken by the relevant council authority.
McRobies Gully Waste Management Centre	A comprehensive waste management facility comprising a resource recovery centre (tip shop), weighbridge, material recovery infrastructure, organic processing facility, waste transfer station and landfill.
McRobies Gully landfill	A component of the waste management centre where material not suitable for reuse or recycling is buried. Also known as the active tip face.
PET	Plastic material polyethylene terephthalate.

Term	Definition
PFAS	A class of mirco substances containing long lasting chemicals and components that break down very slowly over time.
Red-lidded bins	For the provision of waste material that cannot be reused or recycled.
Residual waste	Material for disposal after the removal of all recyclables and other materials suitable for reuse.
Re-Think Waste	A platform established by Tasmania’s 29 councils to deliver statewide, consistent and contemporary educational and behavioural change programs aimed at waste reduction.
Southern Waste Solutions	A joint waste authority established under the Local Government Act and jointly owned by Clarence City Council, Sorell Council, Kingborough Council and Tasman Council.
TasWaste South	A regional joint waste authority established under the Local Government Act that is owned by the 12 southern councils in Tasmania.
Waste hierarchy	A framework that prioritises how best to manage and reduce waste, often represented as an inverted pyramid.
Waste diversion	The volume of material recovered (diverted) from the waste stream for reuse or recycling.
Yellow-lidded bins	For the provision of material that can be recycled.

Message from the Lord Mayor



Effective waste management is a vital part of any thriving, efficient and sustainably-run city. Reducing waste and maximising reuse and recycling is of great importance to the City of Hobart.

This draft waste management strategy for the City of Hobart builds upon the last one developed in 2015, which contained 91 actions and commitments.

The vast majority of these are now complete and I congratulate our hard working waste management teams for this achievement. However, since that time, with some significant external strides made in legislation and our new Zero Emissions by 2040 climate target, we have needed to adjust and rethink our approach.

A total of 42 000 tonnes of waste is currently generated in Hobart each year, which equates to an average of over 730 kg per person. That's the equivalent of approximately 554 kg of CO₂ emissions per person every year. These figures are, to put it plainly, too high. To reduce this volume, we need to ensure our waste management services and supporting infrastructure not only reflect best practices but also challenge traditional approaches. To achieve our goals, we also need community buy-in and collaboration with other organisations.

I am pleased to see ambition, innovation and collaboration reflected in the City's new draft Waste Management Strategy. We have action

plans centred around community education and initiatives such as like repair cafes and equipment libraries to foster behaviour change and work collaboratively with industry and other councils in southern Tasmania to reduce waste.

Key elements of this new strategy include honouring Hobart City Council's commitment to close McRobies Gully landfill site in South Hobart by 2030 at the latest and a plan for redirecting residual waste from that site.

Waste avoidance is the best strategy of all and I am happy to see this reflected in our strategy as well, with a focus on increasing diversion and embracing the circular economy.

This new draft Waste Management Strategy demonstrates how committed we are to finding practical and innovative ways to reduce waste and carbon emissions from the waste sector.

A handwritten signature in blue ink, appearing to read 'Anna Reynolds'. The signature is stylized and fluid.

Anna Reynolds







- Introduction

Waste management and recovery

The delivery of waste management services has long been a key service provided to the community by the City of Hobart, which administers 77.9 square kilometres of land.

Waste management and resource recovery operate in a dynamic environment, changing in response to government policy, industry development, market conditions and other circumstances. This environment has become even more dynamic and important in recent years with the growing need to avoid waste, optimise material recovery and embrace the circular economy.

The City of Hobart has committed to closing the McRobies Gully landfill site by 2030. We have also committed to zero waste to landfill, a significant commitment that requires a strategic review of waste management options.

The City's current waste management strategy was developed in 2015. It is a comprehensive plan identifying a broad range of initiatives and includes 91 actions, the vast majority of which are either complete or well progressed.

The strategy included a comprehensive review of the future capacity of the McRobies Gully landfill site. That review found that if managed appropriately the site could accommodate Hobart's waste needs until 2030, and would then be closed to landfill.

Waste management infrastructure at McRobies Gully would then be modernised



to optimise material recovery from Hobart's waste stream.

Analysis of waste data undertaken in 2024 found Hobart creates around 42 000 tonnes of waste every year. Approximately 46 per cent of that material is recovered and either reused or recycled, preventing it from entering landfill.

The analysis also found that more than half of the "rubbish" residents put in kerbside bins is actually organic material or other recyclable objects that can be disposed of in recycle bins or FOGO bins and should not end up as landfill.

This new waste management strategy has been designed to underpin the behavioural change needed if Hobart is to achieve its waste reduction targets.

It also maps out key actions we need to take over the next five years to allow the City of Hobart to embrace a circular economy and prepare for life without its own landfill site, and possibly without needing landfill at all.

As the capital city of Tasmania, Hobart, home to almost 60 000 people, has an opportunity through this new strategy to propel the community towards best practice waste management.



Reducing waste, an ongoing legacy

This strategy builds on previous strategies to lower the amount of waste created and sent to landfill in Hobart. It reflects the City of Hobart's embrace of a circular economy. It increases the reuse and recovery of materials, preventing them from ending up in landfill.

Why do we need a waste management strategy?

The City of Hobart is committed to ending the life of McRobies Gully as a landfill site by 2030.

Once this happens and the City of Hobart no longer owns and manages its own waste disposal site we will face significant costs for the consolidation, transport and disposal of residual waste to another facility.

To reduce these costs the City is committed to finding ways in which we can embrace the circular economy and reduce the amount of waste generated by residents, businesses, organisations and the City of Hobart itself.

The actions outlined in this strategy are designed to achieve this goal. They range from targeting specific materials for reduction or removal from the waste stream to broader education and advocacy programs.

Vision and targets

Our vision is for the Hobart community working together to embrace a low waste, circular economy, minimising and where possible eliminating waste to landfill and ensuring material resources are valued, not wasted.

To achieve this vision the City of Hobart will implement this strategy by:

- Leading by example.
- Recovering and recycling materials.
- Avoiding and reducing waste.
- Engaging and empowering stakeholders.
- Advocating and influencing others.
- Delivering a financially sustainable waste service.
- Reviewing governance arrangements and management practices.

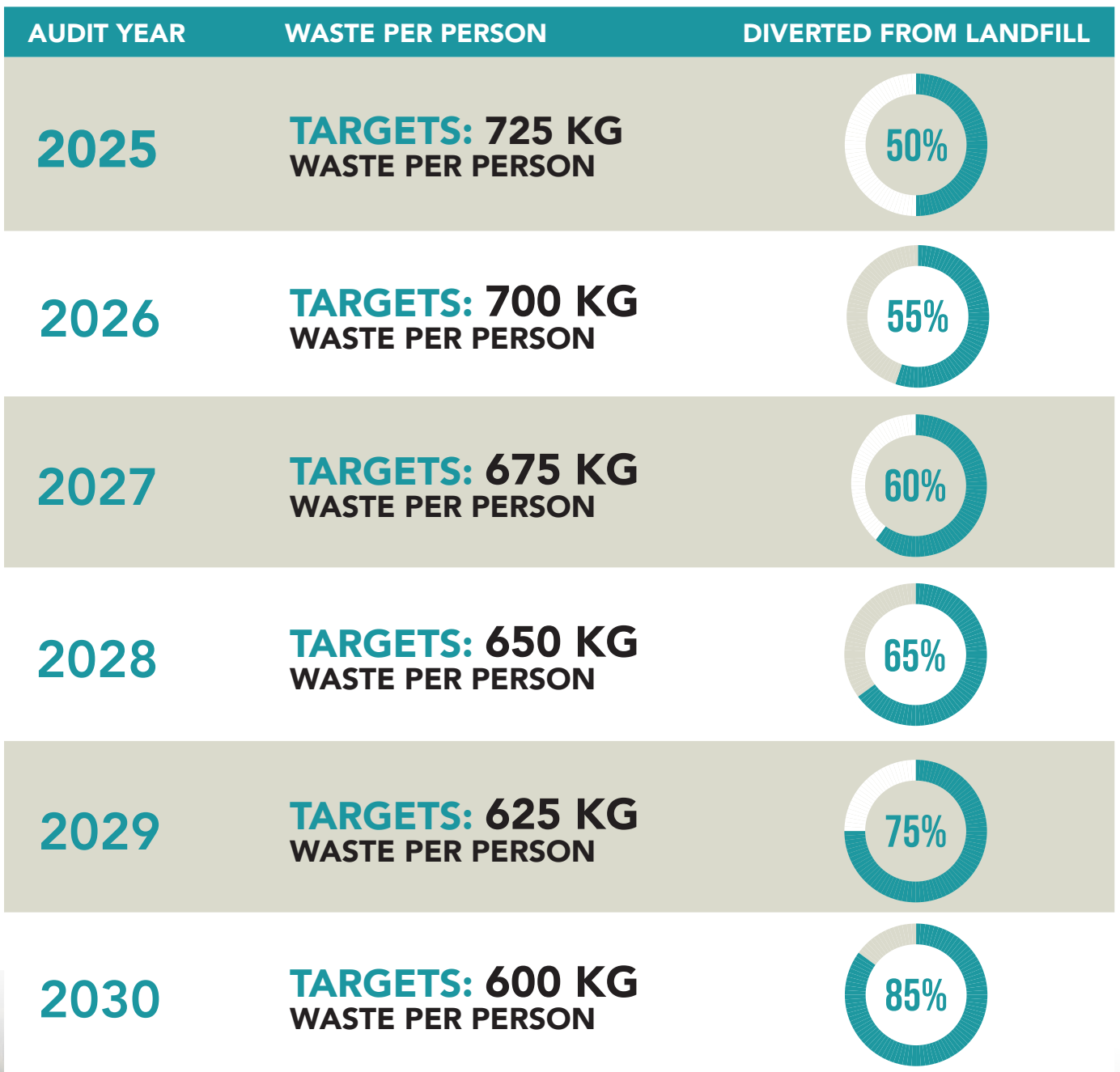
A STRATEGY TO DELIVER

MORE

- Repair.
- Reuse.
- Recycling.
- Waste diversion.
- Community engagement.
- Cooperation.

LESS

- Material in the waste system.
- Organics to landfill.
- Greenhouse gas emissions.
- Illegal dumping.
- Reliance on landfill.



These targets will be measured at the end of each financial year.

FIGURE 1



GOVERNANCE & MANAGEMENT

LEAD BY EXAMPLE



Prioritise waste minimisation, procurement of recycled and recyclable goods, and the trial and use of recycled contents its operations and delivery of projects and programs. We will become a leader in organisational sustainability, leading by example in the pursuit of our vision to avoid waste and embrace the circular economy.

MEASURE

Procurement statistics detailing the contracts that incorporate recycling content.

REUSE, REPAIR & RECYCLE



Facilitate the recovery and recycling of materials through education programs and delivery of collection services focused on maximising recovery of recyclables. Support existing and new circular economy initiatives such as the Resource Tip Shop, Bike Kitchen, repair cafes, toy and tool libraries.

MEASURE

Diversion rates of material recovered from the waste stream.

AVOID & REDUCE



Facilitate waste avoidance and reduction through education programs and supporting community programs for sharing, repurposing and repair of products and materials.

MEASURE

Kilograms of waste generated per person.

ENGAGE & EMPOWER



Encourage and support community leadership of waste avoidance and minimisation projects and involve a diverse range of participants in activities aimed at improving how we manage our waste.

MEASURE

Number of projects (and programs) and participation rates in those projects and programs.

ADVOCATE & INFLUENCE



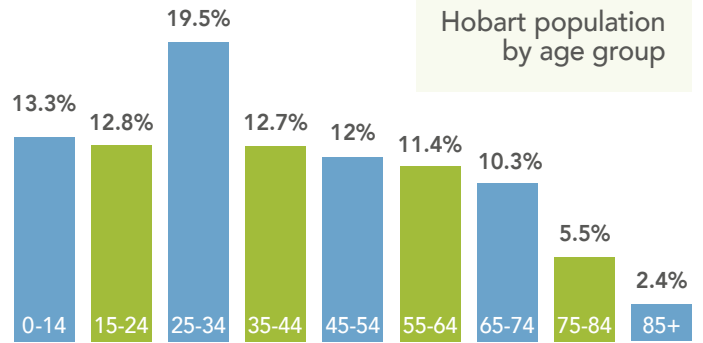
Engage with a range of external stakeholders to advocate for improvements in waste management and use Hobart's capital city status to influence positive change in the region and Tasmania.

MEASURE

Regional project and programs.

HOBART TODAY

The diversity of the Hobart LGA is evident in our demographic and urban profile



RESIDENT POPULATION

<p>Population</p> <p>59 964</p>	<p>median age</p> <p>37 years</p>	<p>820 are Aboriginal people</p>	<p>28% of people born overseas</p>
<p>21% of people use a language other than English at home</p>	<p>4.6% of people live with disability</p>	<p>441 people experience homelessness</p>	

ECONOMIC DEVELOPMENT

<p>Hobart contributes</p> <p>22% to the Tasmanian economy</p>	<p>6996 total businesses</p>
<p>23% of total employment</p>	<p>2.5% unemployment rate</p>

THE CITY'S WASTE

Total waste generated (per person) **737 kg**

Overall diversion rate **46%**

Breakdown of waste (2024)

- Recyclables **15 519** tonnes
- Compostables **4797** tonnes
- Landfilled **23 633** tonnes

HOUSING TENURE

<p>59% of residents own their own home</p>	<p>35% renting</p> <p>4% renting in social housing, 31% renting privately</p>
<p>9.6% of households experience rental and mortgage stress</p>	

MEASURING OUR SUCCESS

We will use the metrics listed below to help us measure the success of this strategy. A progress report will be produced annually based on these measures.

PER CAPITA WASTE GENERATION

- The amount of waste generated per resident, measured in kilograms per person per day or per year, providing insight into the individual waste footprint.

TOTAL MUNICIPAL SOLID WASTE DIVERTED FROM LANDFILL

- Percentage of total waste diverted from landfill through recycling, composting, or other methods, highlighting the effectiveness of waste diversion efforts.

RECYCLING & COMPOSTING RATES

- The percentage of collected recyclable and organic materials, indicating success in separating and recovering these materials from the waste stream.

GREENHOUSE GAS EMISSIONS FROM WASTE MANAGEMENT

- Emissions from waste-related activities, typically measured in CO₂ equivalent, reflecting the environmental impact of waste handling, especially landfill methane.

FOOD WASTE REDUCTION

- Amount of food waste per household or per business sector, often monitored through food waste audits or data from food donation programs, which also indicates food recovery success.

BUSINESS PARTICIPATION IN WASTE REDUCTION PROGRAMS

- Number of businesses involved in city-supported programs for waste reduction, such as reusable container programs or zero-waste certifications.





COMMUNITY PARTICIPATION IN EDUCATIONAL PROGRAMS

- Number of residents or organisations participating in waste reduction workshops, events and campaigns, gauging community engagement in waste avoidance efforts.

REGIONAL PROJECTS AND PROGRAMS

- The City of Hobart's participation in a number of regional projects and city-supported programs for waste reduction, such as reusable container programs or zero-waste certifications.



The need for change: Emerging trends & challenges

Australia's 2020 National Waste Report identified issues likely to shape the future of waste management in this country.

Some of those issues are global and some are national. All either directly impact or have the potential to impact the way waste is managed at the local level in Hobart.

Those issues include:

- Increasing need to embrace the circular economy.
- Volumes of food waste.
- Technology innovations – including those associated with the breakdown of organic materials.
- PFAS contamination in the waste stream.
- Asbestos contamination in the waste stream.
- Use of biochar technologies.
- Volumes of clothing and textiles in the waste stream.



- Plastic waste in the waste stream.
- E-waste generation.
- Waste exports.
- Infrastructure to support the separation and processing of recyclable materials.
- Generation of energy from waste.
- Waste generated as a result of disasters.
- Waste crime.
- Use of artificial intelligence.
- Education and awareness campaigns.
- Increasing regulation.
- Increasing collaboration in waste management, including business mergers and possible local government reform.



Can't be fixed
Rubbish.

Avoid > Reduce > Reuse

City of HOBBART

EDWARDS
ZERO
WASTE



Our Waste Profile

How waste analysis is guiding this strategy

An analysis of how waste is managed by the City of Hobart based on ten years of data, January 2014 to June 2024, carries a number of key findings that are being used to help guide this strategy.

The analysis was based on data for waste and recoverable materials received at:

- McRobies Gully Waste Management Centre.
- Southern Waste Solutions Derwent Park Waste Management Centre.
- Cleanaway's Derwent Park Materials Recovery Facility.
- Pure Living (Barwick's) at Brighton.

The analysis included a projection of the amount of waste and diversion rates we can expect to see over the next two decades, 2025 to 2044.

Key findings

- No obvious trend was observed in overall waste generation. Quantities fluctuated between 2014 and 2016, then increased steadily until 2020. In 2021 there was a spike in waste generation, most likely due to the COVID epidemic. Waste quantities decreased in 2023 and increased in 2024.
- In the ten years from 2014 to 2024 most waste received by McRobies Gully Waste Management Centre was delivered by the City of Hobart, including kerbside waste. In 2021, during COVID, most waste was delivered by commercial customers.
- The overall trend in diversion between 2014 and 2024 appears to be decreasing, from 55 per cent in 2014 to 50 per cent in 2024. The trend is not statistically significant.
- Excluding diversion rates for 2014 and 2021, overall diversion seems to be mostly stable, between 41 per cent and 50 per cent.
- The amount of waste generated in Hobart per person seems to be decreasing. The highest waste generation in Hobart was 1092 kg per person in 2021. This is most likely due to the COVID epidemic. In 2023 this figure dropped to 737 kg per person, similar to most previous years.
- Based on the data from 2014 to 2024 Hobart is currently forecast to produce 65 400 tonnes of waste in 2044. This high amount would be costly and result in poor environmental outcomes.
- Landfill and compostable materials are projected to increase over time, while recyclable materials are projected to decrease.
- The data also indicates commercial and industrial, construction and demolition materials will increase over time, while waste generated by residents could decrease.
- The waste trend identified that without change the amount of materials recovered from the waste stream could be as low as 40 per cent.
- But with a proactive approach the recovery of those materials could be as high as 76 per cent. This strategy aims to achieve a recovery rate of 85 per cent.

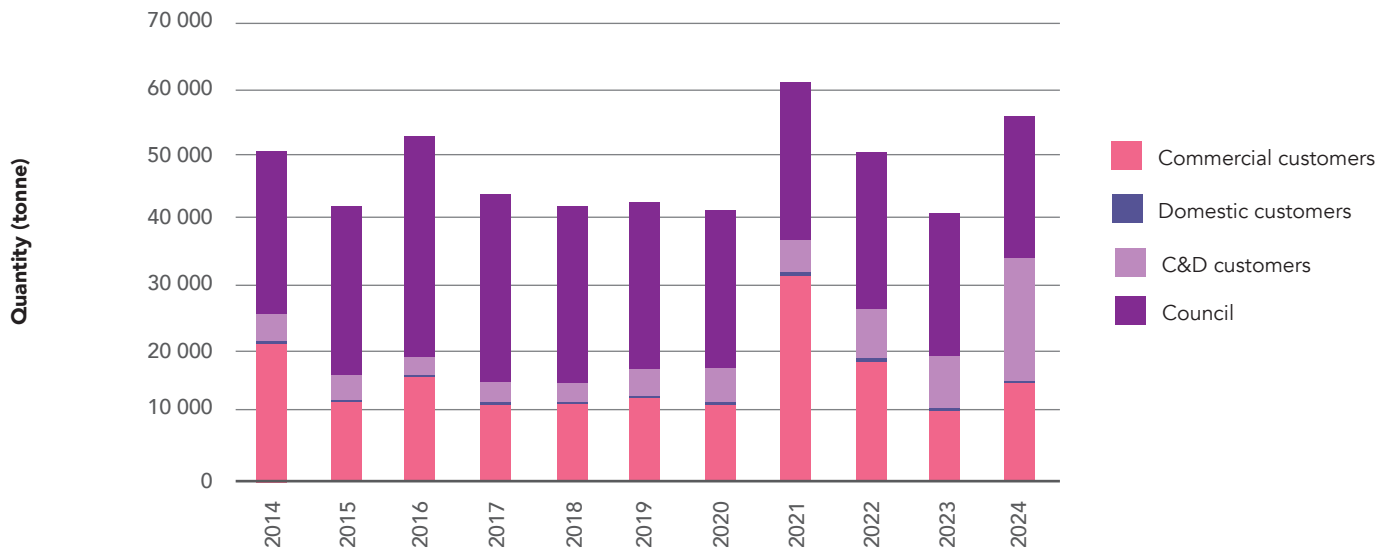


FIGURE 2: WASTE GENERATION PER CAPITA PER YEAR BY INDUSTRY SECTOR

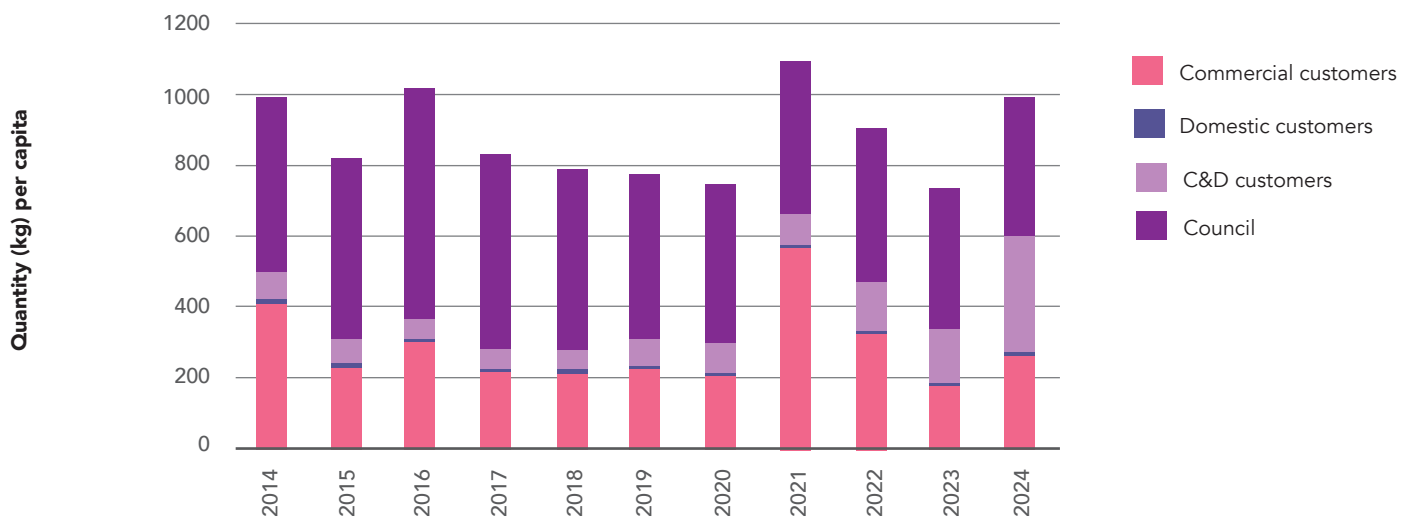


FIGURE 3: TOTAL WASTE GENERATION PER CAPITA

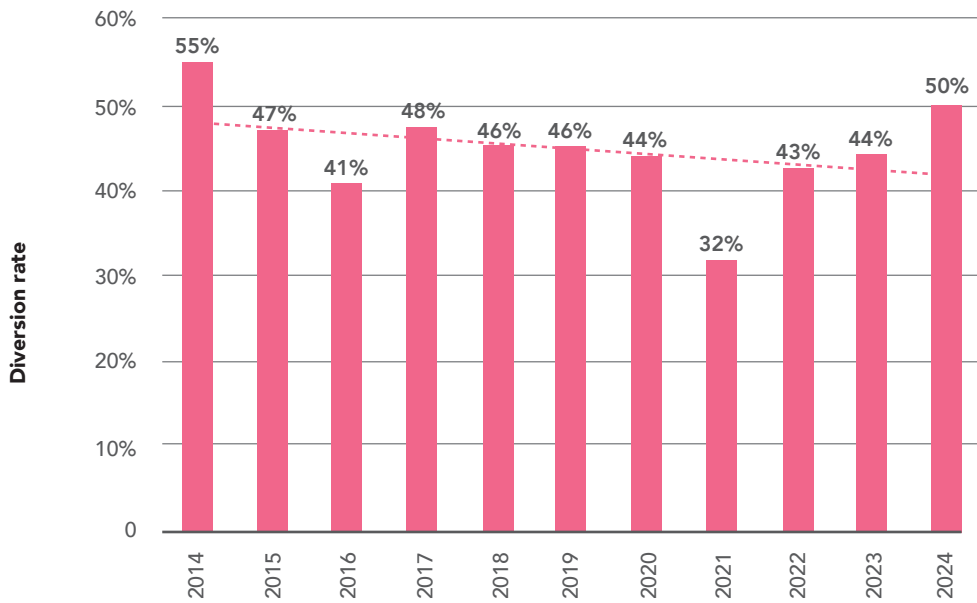


FIGURE 4: OVERALL DIVERSION RATES BY YEAR

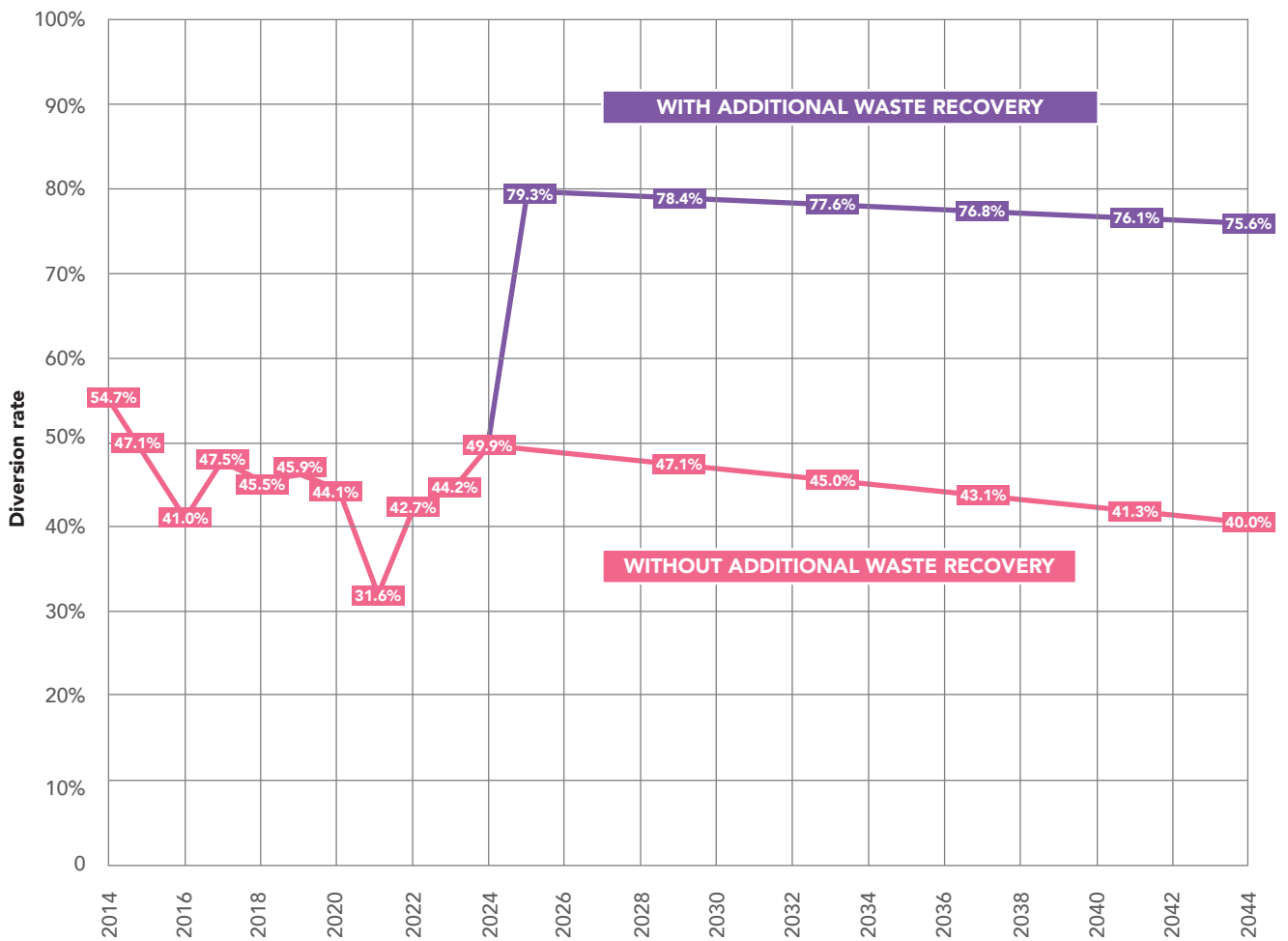


FIGURE 5: PROJECTED DIVERSION RATES 2014–2044

Landfill gas emissions

Landfill gas is a natural byproduct of decomposing organic waste in landfills, consisting mainly of methane and carbon dioxide. This gas can be captured and used as an energy source and must be managed to reduce environmental impacts.

Landfill gas emissions are primarily composed of methane (CH₄) and carbon dioxide (CO₂). Both gases are released as organic waste decomposes in anaerobic (oxygen-free) conditions. While CO₂ is a significant greenhouse gas, methane is far more potent, with a global warming potential approximately 28 times greater over a 100-year period. This makes methane emissions from landfill a major contributor to climate change, highlighting the need for effective waste management strategies to capture and reduce these gases.

Emissions are not limited to landfill sites – composting operations also generate greenhouse gases as organic material breaks down aerobically (with oxygen). While composting primarily produces CO₂ rather than methane, it can still contribute to emissions. Composting systems significantly reduce methane emissions compared to landfilling, as they prevent the anaerobic conditions that lead to high methane release.

Currently, 730 kg of waste per person generates the equivalent of approximately 554 kg of CO₂ emissions per person, largely due to the presence of organic waste in landfill. Removing food and garden organics (FOGO) from the waste stream is critical to reducing emissions, as these materials are the primary source of methane production in landfills. Additionally, it is important to recognise that the total waste-related emissions for the City of Hobart include those generated by our waste, even if

it is transported to facilities outside the Local Government Area. Addressing waste emissions requires a whole-system approach, with short-term consideration of McRobies Gully Waste Management Centre and the long-term emissions footprint of waste processing and disposal within the Southern Tasmania region.

2040 Climate Ready Hobart Strategy

The 2040 Climate Ready Hobart Strategy sets out ambitious goals, including a 70 per cent reduction in community emissions by 2030, zero emissions by 2040, climate ready infrastructure and a connected and cohesive community better prepared for climate impacts, ready to recover and rebuild better.

The strategy outlines three zero emissions waste targets:

- Goal 1: Design out waste, diverting 85 per cent of waste from landfill by 2030.**
- Goal 2: Divert organic waste, including 95 per cent of residential from general waste by 2030.**
- Goal 3: Improve methane capture, aiming for 100 per cent or as close as possible, from landfill by 2035.**

Collecting and managing waste

Waste infrastructure and services

The City of Hobart provides the following facilities and services:

One waste management centre, incorporating:

- An active Category 2 landfill.
- A transfer station.
- A resource recovery centre, incorporating recycling drop-off and an externally operated tip shop.
- An organic waste composting facility.
- Facilities for recycling engine oil, e-waste, appliances, batteries, tyres, concrete, paint, cardboard, recycling and steel.

Kerbside collection services

The City of Hobart runs several kerbside collection services:

- 120L red-lidded waste bins are picked up weekly.
- 240L yellow-lidded recycling bins on rateable properties are picked up fortnightly.
- 240L green-lidded FOGO bins are picked up fortnightly for 80 per cent of rateable properties on an opt-in basis.

The City collects around 20 000 waste bins a week (red bins), predominately from the residential sector (95 per cent). It also picks up 10 000 recycling bins and 10 000 green-lidded FOGO bins.

Over one year the City of Hobart collects more than two million kerbside bins. Waste bins once a week, FOGO and recycling bins once a fortnight.

Waste audit

Every year the City of Hobart carries out a detailed waste audit.

Our 2024 waste audit found that a typical domestic kerbside waste bin in Hobart weighs about 7.66 kg and contains:

- Food and garden organics: 41 per cent.
- Recyclables: 11 per cent.
- Other organics: 10 per cent.
- Waste to landfill: 38 per cent.

Low levels of recyclable materials such as cardboard and hard plastic continue to end up in Hobart residential waste bins instead of kerbside recycling bins (11 per cent).

Organic materials such as food scraps and garden waste also continue to end up in residential waste bins instead of FOGO bins – 51 per cent of most residential kerbside bins put out for collection is actually made up of organic materials.

Both problems can be tackled through better public education that encourages people to ensure all recyclable and organic materials are placed in the right bin.

For this strategy to be effective measures to remove and recycle garden and food waste from waste bins must be a high priority.

Improving residential recycling rates in Hobart and implementing measures that stop organic waste ending up in waste bins will significantly reduce the volume of material going to landfill.

A public education campaign that encourages all residents and businesses to dispose of organic and recyclable materials in the correct recycling and FOGO bins could more than halve the average weight of waste bins from 7.66 kg to under 4 kg.

– Waste composition by bin type



FIGURE 6

Red-lidded bins

Red-lidded rubbish bins should be a last resort for waste that cannot be put in recycling or FOGO bins, and yet food remains the highest single component at 29 per cent of red-lidded waste bins in Hobart coupled with 12 per cent garden organics and 10 per cent compostable packaging. Waste to landfill makes up 38 per cent, of which

6 per cent is soft plastics. The remaining 11 per cent is recyclables, with only 1 per cent eligible for Recycle Rewards, the container refund scheme.

Food and recyclable items such as plastic containers, paper and e-waste all have the potential to be recovered and recycled, an easy way to rapidly increase recycling rates in Hobart.

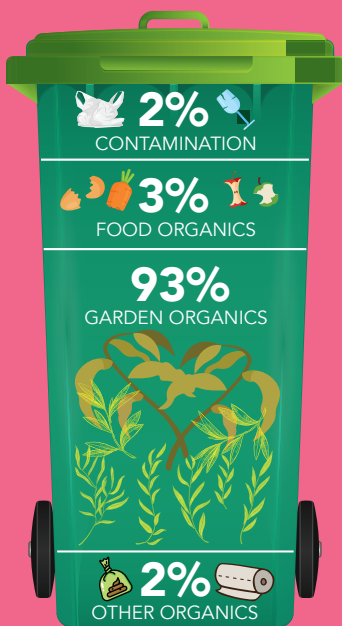


FIGURE 7

Green-lidded bins

Green-lidded bins, used for the collection of organic materials, had the lowest levels of waste contamination at just 2.12 per cent.

The low level of contamination is a positive sign and shows residents who

use a FOGO bin understand our organics collection service and that community education efforts in this space have been highly successful.

A small amount of non-organic materials continues to be placed in the wrong bin.



FIGURE 8

Yellow-lidded bins

Yellow-lidded bins are designed for recyclable materials such as hard plastics, paper and cardboard as well as glass jars and aluminium cans.

Our 2024 waste audit found recyclable paper and cardboard made up 34 per cent of the content disposed of in Hobart’s recycling bins, while recyclable containers made up 55 per cent. The remaining 11 per cent was non-recyclable items, which we refer to as contamination.

With the Tasmanian Government set to introduce the Recycle Rewards container refund scheme in 2025, we anticipate a significant reduction in the number of these containers ending up in yellow-lidded bins – 14 per cent of them will be eligible for the refund.

Thirty four per cent of recyclable materials in these bins is paper, magazines,

newspapers and cardboard. In the past this figure has been closer to 55 per cent. It is expected the increased use of digital communication platforms over printed materials will see this figure continue to fall as more people get their news online instead of from newspapers and magazines.

The most common beverage container materials were glass, polyethylene terephthalate (PET) plastic and aluminium. Wine and spirit bottles, which are not eligible for Recycle Rewards at this stage, made up 19 per cent.

Understanding why items are placed in the wrong bins by residents is important if we are to improve the recycling stream. This requires better community engagement and waste education programs.



Let's go
Zero
waste





The Bigger Picture

National and state influences on waste management

Waste management in Hobart is influenced by the actions, strategies and legislative requirements of different levels of government and several Hobart City Council plans and policies.

National waste policy

The Australian Government's National Waste Policy: Less Waste, More Resources was released in 2018. The policy provides a framework for nation-wide waste and resource recovery. It outlines five key principles for transitioning to a circular economy:

- Waste avoidance.
- Improved resource recovery.
- Increased use of recycled materials and market development for these products.
- Better management of materials to improve human and environmental health.
- Improved information for innovation, investment and decision making.

The Australian Government regulates the export of all plastic, glass and tyre waste from Australia. In 2024 it started regulating the export of paper and cardboard too, ensuring waste cannot be sent overseas. These regulations impact how waste collected from households can be processed and turned into new products.

The Australian Government also supports national product stewardship schemes to provide collections for difficult items such as electronics, packaging and vehicle tyres.

State waste policy

State and territory governments in Australia are responsible for the regulation of waste management and resource recovery within their state or territory as well as:

- Helping businesses reduce waste and improve product stewardship.
- Supporting wide ranging efforts to repair and reuse products rather than send them to landfill.
- Preventing plastic pollution and banning single-use plastics.
- Introducing a container deposit scheme.
- Creating new markets for recycled materials.
- Improving the safe management of hazardous materials.

Regional context

The City of Hobart is an active member of networks across Greater Hobart and works closely with TasWaste South, Southern Waste Solutions, other councils, the Tasmanian Government and the broader waste industry.

The City will increase collaboration with other councils on joint procurement of waste services, delivery of waste minimisation



projects, community education and sharing of knowledge and experience.

The City is part owner and an active member of TasWaste South, a joint authority established by the 12 southern Tasmanian councils. TasWaste South is leading change and innovation in waste minimisation, management and resource recovery across southern Tasmania.

Local and relevant strategies, policies and plans

Waste services delivered by the City of Hobart influence, and are influenced by, several key City strategies and policies, including the Capital City Strategic Plan 2023 and the 2040 Climate Ready Hobart Strategy.

State waste levy reporting

The Tasmanian Government's waste levy plays a key role in funding waste reduction initiatives and requires accurate waste data reporting to track landfill diversion, support policy development and drive resource recovery efforts.

Reducing waste and creating a circular economy together

We all have a role to play in ensuring materials are appropriately managed to conserve natural resources and minimise waste.

AUSTRALIAN GOVERNMENT	Ensures international obligations for waste management are met. Oversees national waste policy and administers product stewardship schemes.
TASMANIAN GOVERNMENT	Sets policy and strategy direction, makes laws and regulates waste management across Tasmania.
LOCAL GOVERNMENT	Works independently and regionally to deliver waste and recycling services to households and some businesses. Educates the community on how to use these services appropriately.
WASTE AND RESOURCE RECOVERY INDUSTRY	Collects, sorts and manages waste for recycling and disposal.
LOCAL INDUSTRY	Makes decisions on how they use resources, design products or services and manage waste generated by their operations and products.
LOCAL HOUSEHOLDS AND BUSINESSES	Purchase products and make decisions about how they maintain, use and dispose of those products.
COMMUNITY GROUPS	May run projects to help their community minimise waste, such as educational workshops, tool sheds, repair cafes and clothing swaps.
EDUCATIONAL INSTITUTIONS	Help residents understand their world, including the potential impacts of their decisions and how to make sustainable choices.



FIGURE 8

Capital City Strategic Plan

Our Capital City Strategic Plan 2023 details those services the City of Hobart will deliver to build inclusive and connected communities, with sustainable and balanced growth.

The City of Hobart and its Capital City Strategic Plan use eight pillars to represent the major parts of city life. The sixth pillar is the Natural Environment. This pillar states:

We are a city whose people see ourselves as part of a beautiful and unique natural

environment, the mountain to the river, which embraces us and shapes our identity. We are proud custodians and advocates, ensuring resources are appreciated rather than wasted, supporting biodiverse ecosystems in honour of past, current and future generations.

Among the strategic objectives of the Capital City Strategic Plan 2023 is strategy 6.3.1: Implement significant waste reduction actions and programs to ensure the City’s objective of zero waste to landfill by 2030 is achieved.

Guiding principles for change

The waste hierarchy and developing a circular economy are the two key guiding principles for waste management considered in the planning of all future waste services.

Principle 1: Waste hierarchy

The waste hierarchy principle ranks waste disposal options from most preferable to least preferable. It is represented as an inverted triangle, the larger portions representing the options that should be selected more frequently and disposal being a last option.

- At the top of the hierarchy, **waste avoidance** should be considered most often, selecting items that will create minimal waste in the future.
- The second option is to **reduce waste** in any way possible.
- **Reuse** is the next option when considering how to deal with an item no longer wanted.
- **Repair** is increasing in importance to optimise the use of materials.
- **Recycling** is the next preferable option when reuse and repair are not possible.
- **Recovery of energy** (e.g. electricity generation) is the next option for items that cannot be dealt with by the higher ranked options.
- **Disposal in landfill** is considered as the least preferable and last resort if no higher ranked option is possible.

Waste Hierarchy



FIGURE 9

Principle 2: Circular economy

Economies have traditionally been linear in nature – sourcing natural resources, manufacturing and using products and creating waste has been a one-way system.

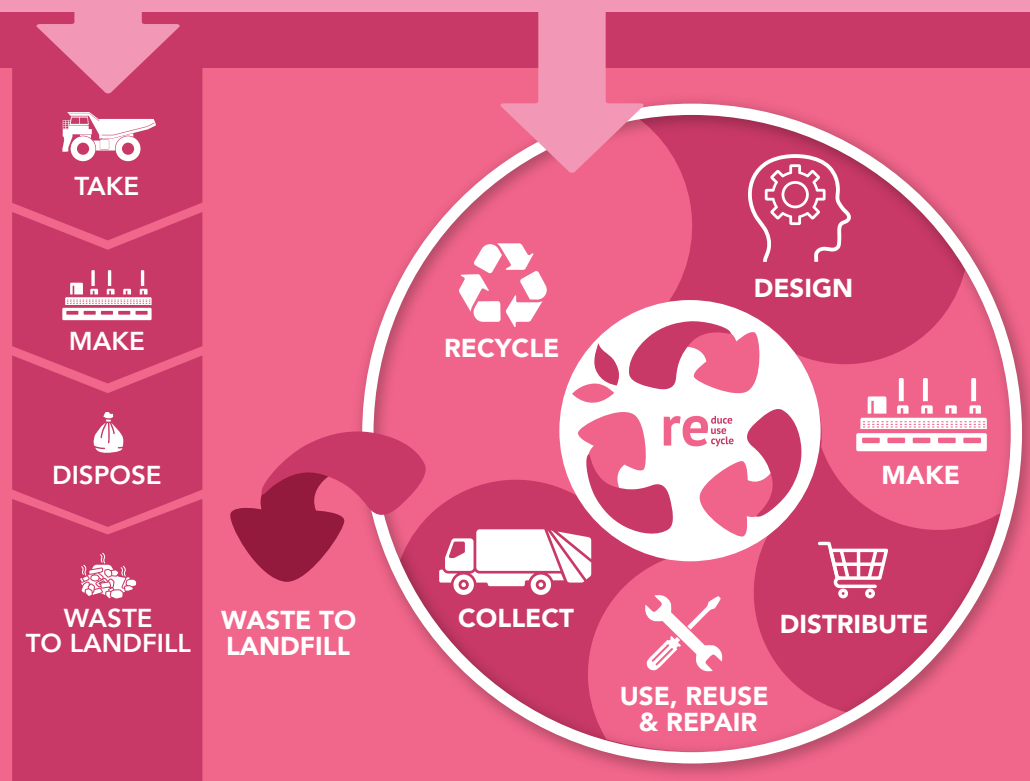
The need to develop a circular economy has arisen from the realisation that our natural resources are finite, and their use to create products causes negative impacts on our environment.

A circular economy is an alternative model to the linear economy. It finds new uses for waste products by reusing, recycling, repairing or recovering them for other purposes such as processing the waste to generate energy. A circular economy encourages the management of waste using the waste hierarchy.



RAW MATERIALS

LINEAR TO CIRCULAR ECONOMY



Moving to a Circular Economy

Funding

Recurrent funding

External influences and other changes to the delivery of the City of Hobart's waste services are driving the need for the development of this new waste strategy. These changes will impact the City's recurrent budgets and long-term financial plan.

An underlying principle of our waste service is that it ensures sufficient revenue is generated to provide a sustainable waste service for Hobart residents.

Service delivery review

Evaluate the cost, efficiency and effectiveness of waste services.

Market analysis

Conduct a market analysis of recoverable recycling streams to understand market trends and identify opportunities for resource recovery, negotiate contracts and guide future investment. This proactive approach supports circular economy principles, reduces landfill reliance and strengthens the resilience of Hobart's recycling system.

Capital funding

Investment will be needed to improve waste services infrastructure, particularly at McRobies Gully Waste Management Centre, if the outcomes of this strategy are to be realised.

The likely costing and scheduling of improvements to McRobies Gully will be included in the final draft of this strategy.

Required capital works funding will be a mix of:

- City of Hobart investment.
- Existing rehabilitation fund.
- External grant funding.

Transport logistics

Review transport logistics for waste, recycling and FOGO to improve efficiency, reduce emissions and lower costs. Optimise collection routes, vehicle types and processing locations to enhance service delivery while supporting environmental and economic sustainability.






































A person wearing a yellow high-visibility vest is working on a structure. The structure has a corrugated metal roof and is decorated with colorful lanterns (red, green, and blue) hanging from the ceiling. The background is slightly blurred, showing more of the structure and some red lanterns. The overall scene suggests a construction or maintenance project in a festive or outdoor setting.


















**Making
it Happen**





















Waste strategy action plan


















The City of Hobart will undertake the following actions to achieve the strategic objectives and targets of this plan.

STRATEGIC DIRECTION: AVOID & REUSE		PRIORITY		
	Action	2024-26	2026-28	2028-30
1	Develop, implement and promote initiatives and programs to recover organic material from the residential waste stream.			
2	Develop, implement and promote initiatives and programs to recover organic material from the commercial waste stream.			
3	Undertake a review of the Single-Use Plastics By-Law No 1 of 2020 and promote the avoidance of, and alternatives to, single use plastics, including reuse options.			
4	Review the size of kerbside bins and the servicing frequency of those bins, with consideration to be given to bin sizes and associated servicing (waste weekly, recycling and FOGO fortnightly).			
5	Review the public waste, recycling and FOGO bin network to identify ways to improve access and encourage community and visitor participation in achieving our waste reduction goals.			
6	Support local food groups and networks to include food waste avoidance in programs and activities.			
7	Progressively identify and promote initiatives such as alternatives to disposable nappies and sanitary products.			














8	Engage with relevant stakeholders to increase the recovery of cardboard from the waste stream.			
9	Undertake annual audits to identify components and contamination in kerbside collection services and collections at the waste transfer station.			
10	Provide advice and support for general community projects targeting waste avoidance and minimisation.			
11	Review the City of Hobart's event policies and procedures to ensure waste avoidance is optimised in City-led and supported events.			
STRATEGIC DIRECTION: REUSE, REPAIR & RECYCLE		PRIORITY		
	Action	2024-26	2026-28	2028-30
12	Close, rehabilitate and revitalise the landfill site at McRobies Gully Waste Management Centre, transitioning to a Resource Recovery Centre that provides best practice infrastructure to support material recovery from the waste stream.			
13	Integrate and coordinate litter control, flood mitigation, stormwater management and leachate disposal at McRobies Gully Waste Management Centre, considering Hobart's streetscapes, waterway health and the larger Derwent Estuary Program.			
14	Construct an additional weighbridge at the McRobies Gully Waste Management Centre to enable identification of the volume of residual waste collected by the waste transfer station.			
15	Investigate opportunities to formalise an effective partnership for the continued delivery of a resource recovery tip shop.			
16	Investigate ways to support the increase of reuse, repair, share with sectors in the community through activities such as repair cafes and tool/toy equipment libraries.			
17	Increase promotion of collections for hazardous and difficult to dispose of items and increase participation of City of Hobart supported collections, based on 2022 levels.			

18	Investigate options for increased glass recovery from the waste stream.			
19	Investigate options to improve product and material recovery in residential rated, multi-unit developments.			
20	Investigate the use of statutory approval processes to improve material separation, reuse and recycling programs at building sites.			
21	Investigate opportunities for the implementation of large-scale biochar processing facilities.			
22	Review current recycling and FOGO bins provided to schools and early education facilities. Develop a policy for provision of new collections to schools in line with education programs.			
23	Improve recycling infrastructure for sporting clubs and community groups to optimise material recovery.			
24	Engage with industry sectors – particularly the tourism and hospitality sectors – to increase the collection of recyclable materials.			
STRATEGIC DIRECTION: ENGAGE & EMPOWER		PRIORITY		
	Action	2024-26	2026-28	2028-30
25	Develop, implement and promote initiatives and programs to recover organic material from the residential waste stream.			
26	Work with TasWaste South to support ReThink Waste to develop and deliver a statewide behavioural change program aimed at waste reduction by residents, businesses and visitors.			
27	Engage with relevant stakeholders to ensure behavioural change programs aimed at reducing waste are accessible and inclusive for all members of the community, including those with English as a second language, low literacy or people requiring additional supports.			

28	Engage with TasWaste South to develop standardised design/components for waste transfer stations in the southern region of Tasmania.			
29	Engage with commercial operators to target the removal of construction and demolition material from the waste stream.			
30	Actively engage in the implementation of the new Container Refund Scheme.			
31	Continue the implementation of the Good Neighbour Agreement at McRobies Gully.			
32	Engage with external stakeholders to source program funding.			
33	Enable access to an App that provides the community with access to information on the City of Hobart's waste services and a range of waste avoidance measures.			
STRATEGIC DIRECTION: ADVOCATE & INFLUENCE			PRIORITY	
	Action	2024-26	2026-28	2028-30
34	Engage with relevant stakeholders to explore the use of packaging materials as an alternative to polystyrene.			
35	Advocate for investment to improve the quality of material recovery facilities in the Southern Region of Tasmania.			
36	Engage with relevant stakeholders to establish new organic waste processing facilities in the Southern Region of Tasmania.			
37	Engage with relevant stakeholders to improve the quality of facilities to process glass in the Southern Region of Tasmania.			
38	Work with Southern Waste Solutions and advocate for the establishment of regional material recovery facilities at Lutana, including capacity to process mattresses, polystyrene and textiles as well as improve material recovery infrastructure at the Copping landfill site.			

39	Work with Southern Waste Solutions and advocate for the establishment of a regional construction and demolition recovery facility at Lutana.			
40	Advocate for Southern Waste Solutions to minimise landfill gas generation at the Copping landfill and improve gas capture infrastructure.			
41	Advocate to government and industry for more sustainable packaging options for common household items, such as recyclable food packaging, increased recycled content in packaging and the establishment of national packaging covenants as well as the establishment and implementation of produce stewardship schemes.			
42	Advocate for the investigation of facilities for the potential upcycling of residual waste to energy or e-fuels.			
43	Advocate for the establishment of clear waste avoidance, material recovery and waste reduction targets by the Tasmanian Government.			
44	Maintain a watching brief on national waste and circular economy policy development and the establishments of targets.			
45	Advocate for statewide and/or regional waste stream tracking.			
STRATEGIC DIRECTION: LEAD BY EXAMPLE		PRIORITY		
	Action	2024-26	2026-28	2028-30
46	Prepare a staged development master plan for the McRobies Gully Waste Management Centre.			
47	Progressively implement infrastructure as a component of the redevelopment of the McRobies Gully Waste Management Centre to optimise material recovery from the waste stream, specifically the recovery of materials with a reuse value.			

48	Progressively relocate the City of Hobart's residential kerbside collections from the McRobies Gully Waste Management Centre to the regional waste transfer station at Lutana.			
49	Transfer the residual waste collected at the McRobies Gully Waste Management Centre to the regional waste transfer station at Lutana from 1 July 2030.			
50	Cease operational utilisation of the landfill site at McRobies Gully by 30 June 2030 and retain remaining air space for emergency waste recovery and future disposal use.			
51	Explore the opportunity to utilise rehabilitated areas of the McRobies Gully landfill site for recreational purposes.			
52	Investigate potential for the installation of solar panels and/or wind turbines to generate electricity together with community recreational opportunities within the rehabilitated McRobies Gully landfill site.			
53	Improve infrastructure at the rehabilitated McRobies Gully landfill site to optimise recovery of gas from the area.			
54	Improve data collections for measuring and monitoring waste volumes, material flow and diversion rates.			
55	Review litter and dumped rubbish compliance procedures to ensure they align with regulatory expectations.			
56	Work with the City of Hobart's internal networks, contractors and designers to incorporate recyclable and recycled materials into new infrastructure and facilities developed by the City.			
57	Strengthen waste minimisation principles and actions in City of Hobart procurement policies to utilise more recycled and recyclable product and ensure suppliers prioritise waste avoidance practices.			

58	Promote the City of Hobart's Community Grants programs to attract and support waste minimisation projects in the community.			
59	Establish a new digital display in the City of Hobart's Customer Service Centre to provide online reporting of waste data to the community – including recycling streams and waste sent to landfill.			
STRATEGIC DIRECTION: GOVERNANCE & MANAGEMENT		PRIORITY		
	Action	2024-26	2026-28	2028-30
60	Investigate options for future governance arrangements associated with the delivery of waste services by the City of Hobart, including participation in joint authorities.			
61	Identify, catalogue and undertake a comprehensive review of the provision and management of waste services delivered by the City of Hobart.			
62	Develop a financial strategy to underpin progressive changes to the recurrent costs for the delivery of waste management services in Hobart.			
63	Pursue all opportunities to identify and secure external funding to underpin implementation of the infrastructure improvements identified in this strategy.			
64	Engage with various industry sectors – particularly the tourism and hospitality sectors – to increase the collection of recyclable materials.			

Hobart Town Hall,
Macquarie Street,
Hobart,
Tasmania 7000 Australia
t (03) 6238 2711
f (03) 6238 2186
e coh@hobartcity.com.au
w hobartcity.com.au